

AIR-CX15

Installation speaker



PRELIMINARY DATASHEET

The AIR-CX Series is a range of high-output coaxial installation loudspeakers designed for professional venues requiring power, consistency, and flexible mounting.

Built around coaxial transducer architecture, AIR-CX delivers a coherent point-source response with uniform conical coverage, ensuring predictable performance in both horizontal and vertical orientations.

Multiple mounting options—including U-brackets with pan and tilt adjustment, and rear VESA 100 × 100 compatibility—allow fast integration into diverse environments. Suitable for clubs, performance venues, houses of worship, and multipurpose spaces where sound reinforcement must remain precise, controlled, and architecturally clean.

AIR-CX15 is a 15" coaxial loudspeaker engineered for balanced output, clarity, and coverage in medium to large installations. Its conical dispersion pattern provides consistent sound whether mounted vertically or horizontally, reducing design compromises on site. Compatible with pan-tilt U-brackets and VESA 100 × 100 rear mounting, AIR-CX15 adapts easily to walls, ceilings, and truss-based installations.

Available in black or white.



SPECIFICATIONS

Frequency Response (-10dB)	50 - 18000 Hz
Max SPL ¹	123 dB
Sensitivity (1W/1m)	98 dB
Driver	15" coaxial, 2.5" VC
Nominal Coverage (H x V)	90° x 90°
Impedance	4 / 8 / 16 Ohm
Nominal power ²	300 W
Connectors	Phoenix
Dimensions (W x H x D)	422 x 640 x 347 mm / 16.61" x 25.20" x 13.68"
Net weight	TBA
Shipping weight	TBA
Mounting	VESA 100 x 100; 8 x M10 Mounting points; M10 safety point
Enclosure material	Plywood, wear-resistant paint
Speaker protection	Steel grill, acoustically transparent backing

¹ - pink noise, filtered according to AES 2 - 2012, crest factor 9 dB

² - based on transducer power measured according to AES 2 - 2012

CONNECTIONS

Use Hi-pass filter to prevent speaker damage and distorted sound by eliminating low non-audible frequencies in input signal.

Do not exceed input power ratings mentioned in specifications while exploiting the speaker system.

Speaker system comes with Phoenix terminals for connection to amplifier.

Signal +	Terminal +
Signal -	Terminal -
High pass filter:	
Freq, no less than	50 Hz
Order, no less than	18 dB/oct
Recommended amplifier power	500 - 1000 W on nominal impedance

SAFETY INSTRUCTIONS

1. Do not pour liquids on speaker system - this may cause driver cone destruction and unappealing speaker appearance. Do not allow direct sunlight on speaker cone in order to prevent premature failure. Do not install speaker system near open flames or heating elements.

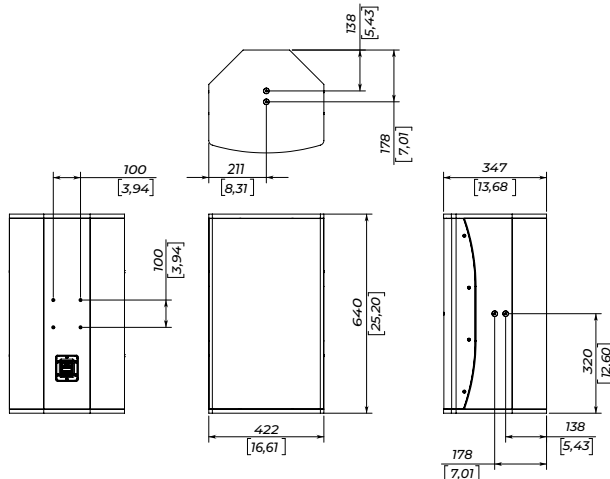
2. Do not use speaker system with damaged speakON or speaker cable so as not to cause electric shock hazard or fire hazard.

3. Make sure speaker system is firmly set up on the floor, stage, or wall (where applicable).


4. While setting speaker system up onto an angled or slippery surface, make the necessary arrangements to avoid vibration-induced movement.

5. Speaker system is capable of delivering significant sound pressure levels. To avoid permanent or temporary hearing damage, prolonged exposure to sound pressure levels exceeding 90 dB should be limited.

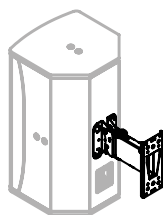
DIMENSIONS



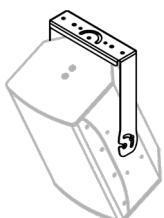
ACCESSORIES



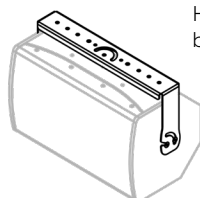
WMT
Wall mount
adapter



WRM
Wall arm with
pan and tilt
function



V-AIR-15
Vertical
bracket



H-AIR-15
Horizontal
bracket